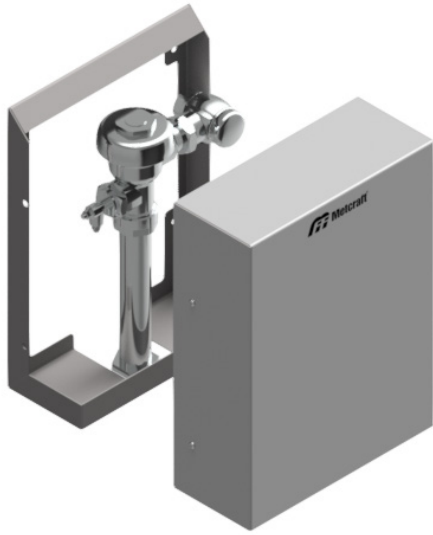


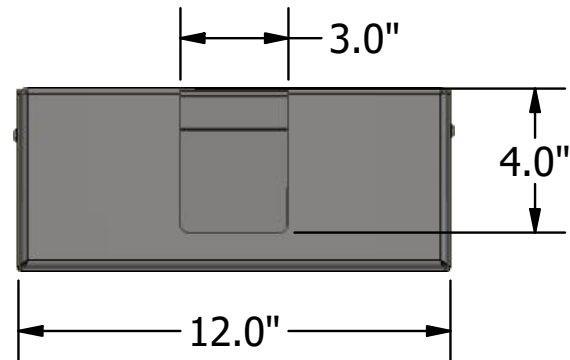
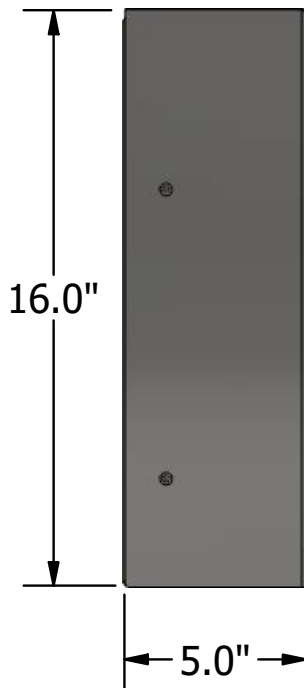
A615-0013 FLUSH VALVE ENCLOSURE

Item: _____



Metcraft's A615 flush valve enclosure is fabricated from 14-gauge type 304 stainless steel. Front cover is secured to the box using tamper proof screws and a temper proof bit is provided. Mounting anchors to secure the box to wall not included.

Flush valve access boxes must provide a removable front cover to allow for maintenance. Therefore, we recommend that hydraulic actuated flush valves be used for this application. The hydraulic button assembly must be offset to avoid conflict with the flush valve body and the supply stop. Holes for piping and flush valve push button must be field punched by installer.



WARNING: Cancer and Reproductive Harm
- www.P65Warnings.ca.gov.

Due to continuous product improvement Metcraft reserves the right to make changes in design and specifications without prior notice. All dimensions should be verified with the factory for current information.

**APPROVED FOR
MANUFACTURING**

Company: _____ Name: _____
Signature: _____ Date: _____